



Preparation Book for the  
***TOEFL Primary***<sup>®</sup>  
**Speaking**

**Answer Key**

## Unit 1. House

Chris : Hi! I'm Chris. I want to invite you to my house.  
Do you want to come after school?

Jack : Hi! I'm Jack. I am going to visit Chris's house with you. Let's go together.

Chris : Welcome to my house. We have lots of things to do today.  
Let's have fun!

Chris : 안녕! 나는 크리스야. 우리 집에 너를 초대하고 싶어. 학교 끝나고 올래?

Jack : 안녕! 나는 잭이야. 너와 크리스네 집에 갈 거야. 같이 가자.

Chris : 우리 집에 온 걸 환영해. 우리가 오늘 할 게 많이 있어. 재미있게 놀아보자!

### Vocabulary Practice

p. 17

2. garden      3. living room      4. garage      5. bedroom

#### Your Turn! (Sample Answer)

I eat breakfast in the kitchen.

### Part 1. Expressing Opinions (표현하기)

p. 18

• watch T.V.

#### Your Turn! (Sample Answer)

I like to have a snack with my friend because it is more exciting than having a snack alone.

Jack : Do you sometimes visit your friend?  
We are going to visit Chris's house today.  
I like to play catch with you and Chris. What do you like to do?

Jack : 너는 가끔 친구 집에 가니? 오늘 우리는 크리스네 집에 갈 거야.  
너랑 크리스와 같이 캐치볼을 하고 싶어. 너는 무엇을 하고 싶니?

#### [해설]

like to ~: ~하기를 좋아하다, ~하는 것을 좋아하다

- like to 다음에는 동사의 원형을 쓴다.  
I like to sing. 나는 노래하는 것을 좋아한다.  
She likes to read. 그녀는 책읽기를 좋아한다.  
We like to watch TV together. 우리는 함께 TV 보는 것을 좋아한다.
- like to + 동사원형과 like + 동사의 -ing는 같은 뜻으로 쓰이므로 바꿔 써도 된다.  
She likes to read. = She likes reading.

### Part 2. Making Requests (요청하기)

p. 19

can you please

#### Your Turn! (Sample Answer)

I want a glass of water, please.

Jack : We just played catch. It was fun, but we are thirsty.  
Let's drink some water. But we need to ask Chris first.  
Ask Chris if we can get some water.

Jack : 우리는 방금 캐치볼 놀이를 했어. 재미있었는데 목이 마르네.  
물을 좀 마시자. 하지만 먼저 크리스에게 물어봐야 해.  
물을 좀 마실 수 있는지 크리스에게 물어봐.

[해설]

Can you please ~?: ~해줄래요?

- Can you please~?는 ~해달라는 요청이나 부탁의 의미로 쓰이며, please 다음에는 동사의 원형을 쓴다.  
Can you please close the door? 문을 닫아줄래요?  
Can you please answer the phone for me? 나 대신 전화를 받아줄래요?
- 같은 표현으로 Could you~?가 있다.

Part 3. Describing a Picture (설명하기)

p. 20~21

- |                                |   |   |                             |
|--------------------------------|---|---|-----------------------------|
| 1. A cat wearing sunglasses is | • | • | a. dancing to the music.    |
| 2. His desk is                 | • | • | b. flying over the bed.     |
| 3. Books are                   | • | • | c. jumping rope on his bed. |

Chris's bedroom is very strange. First, a cat wearing sunglasses is jumping rope on his bed. And his desk is dancing to the music. Books are flying over the bed.

Your Turn! (Sample Answer)

First, there are 2 books flying over his bed, and the door is smiling. A cat is wearing sunglasses and jumping rope on his bed. And his desk is dancing to the music, and the bed is a cheese sandwich.

Jack : Chris has many interesting comic books in his bedroom.  
Let's go to his bedroom. First, these words can help you.  
I will say a word or a sentence and then you can say it to practice.  
jump rope, desk, door  
But some things are strange in his bedroom.  
For example, a cat wearing sunglasses is jumping rope on Chris's bed.  
Many strange things are in his bedroom.  
Look at his room again.  
Tell me what is strange. Tell me everything that is strange.

Jack : 크리스는 침실에 재미있는 만화책들을 많이 가지고 있다.  
크리스의 침실로 가보자.  
먼저, 이 단어들이 도움이 될 거야. 내가 단어나 문장을 말한 후에  
네가 연습삼아 따라 말하면 돼. / 줄넘기, 책상, 문  
그런데 그의 침실에 이상한 것들이 있어. 예를 들면, 선글라스를  
쓴 고양이가 크리스의 침대 위에서 줄넘기를 하고 있어.  
그의 침실에는 이상한 것들이 많이 있어. 그의 방을 다시 한번 봐.  
이상한 것을 얘기해줘. 이상한 것을 모두 말해줘.

Part 4. Asking Questions (질문하기)

p. 22~23

- ① Where do your grandparents live?
- ② How many siblings do you have?
- ③ When did your parents get married?

Your Turn! (Sample Answer)

- ① How tall is your father?
- ② How old is your mother?
- ③ Do you have cousins?

Jack : There is a picture of Chris's family. I want to know about his family.  
Who is his sister in this picture? How old is she?  
What do you want to know about his family?  
Tell me three questions you have about his family.

Jack : 크리스네 가족 사진이 있어. 그의 가족에 대해 알고 싶어.  
사진에서 크리스의 누나는 누구니? 몇 살이야?  
너는 크리스네 가족에 대해 무엇을 알고 싶니?  
네가 그의 가족에 대해 알고 싶은 세 가지 질문을 해봐.

Part 5. Giving Directions (지시하기)

p. 24-25

4, 2, 3, 1

Your Turn! (Sample Answer)

First, you need to take the dog food out of the cupboard. And put some dog food into one of the dog bowls. Then, pour some water into the other bowl. Last, call in a loud voice, "Victor! Your lunch is ready!"

Jack : It's time to feed Victor. But first, these words can help you. I will say a word or a sentence and then you can say it to practice. cupboard, fridge, dog bowl Watch what to do.

Jack : 빅터에게 먹이를 줄 시간이야. 그런데 먼저, 이 단어들에 도움이 될 거야. 내가 단어나 문장을 말한 후에 네가 연습삼아 따라 말하면 돼. / 찬장, 냉장고, 개 밥그릇 무엇을 해야 하는지 봐.

Chris : I didn't see what to do. Tell me everything I need to do.

Chris : 난 무엇을 해야 하는 지 못 봤어. 내가 해야 할 일을 전부 말해 줘.

Part 6. Retelling a Story (서술하기)

p. 26-27

Your Turn! (Sample Answer)

Victor was hungry and looking for Chris to ask for food. First, Victor went to the dining room but no one was there. Then he went to Chris's bedroom. Chris was not there, and his bedroom was very strange. Then he heard Chris calling his name from the kitchen. Victor ran to the kitchen and his dog bowl was full of dog food. Victor was very happy.

Jack : These words can help you. I will say a word or a sentence and then you can say it to practice. dining room, bedroom, kitchen Watch what happens. Watch again. What happened? What did Victor do? Tell me what Victor did.

Jack : 이 단어들에 도움이 될 거야. 내가 단어나 문장을 말한 후에 네가 연습삼아 따라 말하면 돼. / 식당(식사 방), 침실, 부엌 무슨 일이 일어나는지 지켜봐. 다시 봐. 무슨 일이 벌어졌니? 빅터가 무엇을 했니? 빅터가 했던 일을 말해 줘.

Unit 2. Vacation

Julie : Hi! I'm Julie. It's summer vacation! Do you like camping? My family is going camping this weekend. I want to invite you and Jack. Let's go camping together!

Julie : 안녕! 나는 줄리아. 여름 방학이다! 너는 캠핑을 좋아하니? 우리 가족은 이번 주말에 캠핑을 가. 너와 잭을 초대하고 싶어. 같이 캠핑 가자!

Jack : I love camping! Let's go camping.

Jack : 난 캠핑을 아주 좋아해. 함께 캠핑 가자.

Vocabulary Practice

p. 33

2. pack      3. nature      4. relieve      5. beach

Your Turn! (Sample Answer)

I go to the beach to relieve stress.

Part 1. Expressing Opinions (표현하기)

p. 34

- nature
- beach / build a sandcastle

Your Turn! (Sample Answer)

I like to go to the beach with my family because I can play volleyball on the beach.

Jack : It's summer vacation! I am excited!  
 I like to go camping during vacation.  
 What do you like to do during vacation?

Jack : 여름 방학이다! 신나다! 방학동안 캠핑을 가고 싶어.  
 너는 방학동안 무엇을 하고 싶니?

Part 2. Making Requests (요청하기)

p. 35

- this weekend
- going camping / Can I go

Your Turn! (Sample Answer)

Mom, I want to go camping with Julie's family this weekend. Can I?

Jack : I am so excited to go camping with you and Julie's family.  
 But you need to ask your mom first.  
 Ask your mom if you can go camping with us.

Jack : 너와 줄리네 가족이랑 같이 캠핑을 가서 난 너무 신나.  
 하지만 먼저 너의 엄마께 여쭙봐야 해. 우리와 캠핑을 가도 되는  
 지 너의 엄마께 여쭙봐.




[해설]

Can I ~?: 제가 ~해도 될까요?

- Can I ~?는 ~해도 되는지 물어보는 허가나 허락의 의미이며, I 다음에 동사의 원형을 쓴다.  
 Can I use your computer? 당신 컴퓨터를 써도 될까요?  
 Can I play basketball with my friends after school? 학교 끝나고 친구들과 농구를 해도 될까요?
- 같은 표현으로 May I ~?가 있다.

Part 3. Describing a Picture (설명하기)

p. 36-37

1. There is  a. a big balloon tree in the middle of the boat.
2. The shape of the boat is  b. wearing a captain's hat
3. A bear is  c. a guitar.

The boat is very strange.

First, there is a big balloon tree in the middle of the boat. And the shape of the boat is a guitar. Also, a bear is wearing a captain's hat.

Your Turn! (Sample Answer)

First, the shape of the boat is a guitar and there is a big balloon tree in the middle of the boat. A bear is wearing a captain's hat and a fish is dancing next to the bear. Also, seats are upside down.

Jack : Let's go fishing with Julie's dad. We need to take a boat to cross the lake. First, these words can help you. I will say a word or a sentence and then you can say it to practice.  
balloon, fish, captain's hat.  
But some things are strange in the boat. For example, there is a big balloon tree in the middle of the boat.  
Many strange things are in the boat. Look at the boat again.  
Tell me what is strange. Tell me everything that is strange.

Jack : 줄리 아빠와 낚시하러 가자. 호수를 건너려면 배를 타야 해. 먼저, 이 단어들에 도움이 될 거야. 내가 단어나 문장을 말한 후에 네가 연습삼아 따라 말하면 돼. / 풍선, 물고기, 선장 모자  
그런데 배 안에 이상한 것들이 있어. 예를 들면, 배 한 가운데에 풍선이 달린 큰 나무가 있어. 배 안에 이상한 것들이 많이 있어. 배를 다시 한 번 봐. 이상한 것을 얘기해줘. 이상한 것을 모두 말해줘.

#### Part 4. Asking Questions (질문하기)

p. 38-39

- ① How tall is the tree?
- ② How old is the tree?
- ③ What kinds of animals live in the tree?

#### Your Turn! (Sample Answer)

- ① How many years does the tree live?
- ② What kinds of fruits are in the tree?
- ③ What kinds of birds are living in the tree?

Jack : We are at the campsite. I can see a big tree.  
I want to know about the big tree.  
How tall is it? What kinds of animals live in the tree?  
What do you want to know about it?  
Tell me three questions you have about the tree.

Jack : 우리는 캠프장에 와 있어. 큰 나무가 보여. 그 큰 나무에 대해 알고 싶어.  
그 나무는 높이가 얼마일까? 어떤 동물들이 그 나무에서 살까?  
너는 그 나무에 대해 무엇을 알고 싶니? 네가 그 나무에 대해 알고 싶은 세 가지 질문을 해봐.

#### Part 5. Giving Directions (지시하기)

p. 40-41

1, 3, 4, 2

#### Your Turn! (Sample Answer)

First, you need to set up a chair and a fishing rod by the lakeside. Then, cast the fishing rod into the lake as far as you can. Sit down on the chair and wait. Finally, when fish gets caught, strongly pull out the fishing rod.

Jack : Wow! I am excited. I think I can catch lots of fish today.  
But first, these words can help you.  
I will say a word or a sentence and then you can say it to practice.  
fishing rod, chair, lake  
Watch what to do.

Jack : 왜 신난다. 오늘 물고기를 많이 잡을 수 있을 거 같아.  
그런데 먼저, 이 단어들에 도움이 될 거야. 내가 단어나 문장을 말한 후에 네가 연습삼아 따라 말하면 돼. / 낚싯대, 의자, 호수  
무엇을 해야 하는지 봐.

Julie : I didn't see what to do. Tell me everything I need to do.

Julie : 난 무엇을 해야 하는 지 못 봤어. 내가 해야 할 일을 전부 말해 줘.

[해설]

First, Then, Finally: 맨 먼저, 그 다음에, 마지막으로

- 일의 순서를 나타낼 때 쓰는 표현이다.

First, boil some water in a pot. 먼저, 냄비에 물을 끓인다.

Next, place the noodles into the pot. 다음, 냄비에 면을 넣는다.

Then, add the soup base and vegetable mix and cook for 4 minutes. 그리고 나서, 스프와 야채 믹스를 넣고 4분간 끓인다.

Finally, pour the cooked noodles and soup into a bowl and serve. 마지막으로, 조리된 면과 국물을 그릇에 담아 낸다.

- 순서의 중간에는 second/third, and, also, then, next 등이 쓰이며, 마지막에는 finally, last, lastly, after all 등이 쓰인다.

Part 6. Retelling a Story (서술하기)

p. 42-43

Your Turn! (Sample Answer)

Dinner was ready. There were many delicious dishes on the table. But a rabbit appeared and took our fruits. Then a brown bear came. He took our grilled corn and ran away to the forest. Next, a fox came and took our French fries. Last, an eagle flew from the sky and snatched the chicken. The animals took all of our food. Nothing is left and the table is empty now.

Jack : It's time for dinner. These words can help you.  
I will say a word or a sentence and then you can say it to practice.  
dish, grilled corn, snatch  
Watch what happens. Watch again.  
What happened? Who took our dinner? Tell me what happened.

Jack : 저녁먹을 시간이야. 이 단어들에 도움이 될 거야. 내가 단어나 문장을 말한 후에 네가 연습삼아 따라 말하면 돼. / 음식, 구운 옥수수, 잡아채다  
무슨 일이 일어나는지 지켜봐. 다시 봐.  
무슨 일이 벌어졌니? 누가 우리 저녁을 가져갔니? 무슨 일이 벌어졌는지 말해 줘.

Unit 3. Lunch Break

Kevin : Hi! I'm Kevin. It's 12 o'clock. Lunch break!  
What do you do during the lunch break?

Jack : I am hungry. Let's go to the cafeteria first!

Kevin : 안녕! 나는 케빈이야. 12시다. 점심시간이다! 점심시간에 넌 무엇을 하니?

Jack : 난 배가 고파. 우선 구내식당으로 가자!

Vocabulary Practice

p. 49

2. dessert      3. delicious      4. chef      5. awful

Your Turn! (Sample Answer)

She served us an awful dinner.

Part 1. Expressing Opinions (표현하기)

p. 50

like / best / taste good

Your Turn! (Sample Answer)

I like sushi best because it is healthy food.

Jack : There are many different kinds of food in the cafeteria.  
I like pasta. Which food do you like?

Jack : 구내식당에는 많은 다양한 종류의 음식이 있어. 나는 파스타를 좋아해. 너는 어떤 음식을 좋아하니?

### Part 2. Making Requests (요청하기)

p. 51

- Could you
- get more / favorite dessert

#### Your Turn! (Sample Answer)

Can you please give me more chocolate cookies? I'd love to get more.

Jack : The lunch was great! Chocolate cookies are my favorite dessert.  
Do you want more?  
Then ask the cafeteria cook if we can get some more.

Jack : 점심이 아주 맛있었어! 초콜릿 쿠키는 내가 제일 좋아하는 디저트야.  
너 좀 더 먹을래? 그러면 우리가 좀 더 먹을 수 있는지 구내식당 요리사에게 물어봐.

### Part 3. Describing a Picture (설명하기)

p. 52-53

- |                               |   |   |                   |
|-------------------------------|---|---|-------------------|
| 1. A frog is sleeping         | • | • | a. with a shovel. |
| 2. A rabbit is digging a hole | • | • | b. on the swings. |
| 3. Kids are doing a handstand | • | • | c. on a zebra.    |

The playground is very strange.

First, a frog is sleeping on the swings. And a rabbit is digging a hole with a shovel. Kids are doing a handstand on a zebra.

#### Your Turn! (Sample Answer)

First, a frog is sleeping on the swings, and a rabbit is digging a hole with a shovel. And kids are doing a handstand on a zebra. Even a bear riding a bike is waving his hand.

Jack : We are full and have some time to play. Let's play in the playground.  
First, these words can help you. I will say a word or a sentence and then you can say it to practice.  
swings, shovel, handstand  
Do you want to play in the playground?

Kevin : Yes, but some things are strange in the playground.  
For example, a frog is sleeping on the swings.  
Many strange things are in the playground.

Jack : Look at the playground again.  
Tell me what is strange. Tell me everything that is strange.

Jack : 우리는 배가 부르고 놀 시간이 있어. 운동장에서 놀자.  
먼저, 이 단어들이 도움이 될 거야. 내가 단어나 문장을 말한 후에 네가 연습 삼아 따라 말하면 돼. / 그네, 삽, 물구나무서기  
너는 운동장에서 놀고 싶니?

Kevin : 응, 그런데 운동장에 이상한 것들이 있어.  
예를 들면, 그네 위에 개구리 한 마리가 자고 있어. 운동장에는 이상한 것들이 많이 있어.

Jack : 운동장을 다시 한번 봐. 이상한 것을 얘기해줘. 이상한 것을 모두 말해줘.

### Part 4. Asking Questions (질문하기)

p. 54-55

- ① How many players are on a basketball team?
- ② What do you need for playing basketball?
- ③ How do you get points in basketball?

#### Your Turn! (Sample Answer)

- ① How do you prepare before playing basketball?
- ② How long does a basketball game last?
- ③ What are the rules of basketball?

Jack : Let's play at the gym, I can see students are playing basketball.  
 Can you play basketball? I want to know about basketball.  
 How many players are on a basketball team?  
 What do you want to know about it?  
 Tell me three questions you have about basketball.

Jack : 체육관에서 놀자. 학생들이 농구를 하고 있는 게 보여.  
 너 농구할 줄 아니? 난 농구에 대해 알고 싶어. 농구팀에는 몇 명의 선수들이 있니? 너는 농구에 대해 무엇을 알고 싶니? 네가 농구에 대해 알고 싶은 세 가지 질문을 해봐.

[해설]

How many ~ ? : 몇 명의 ~?

- how many 다음에는 셀 수 있는 명사의 복수형이 온다.  
 How many students are in a class? 한 반에는 몇 명의 학생들이 있나요?  
 How many players are on a soccer team? 축구 팀에는 몇 명의 선수가 있나요?
- how much 다음에는 셀 수 없는 명사가 온다.  
 How much money do you have? 너는 돈을 얼마나 가지고 있니?  
 How much water is in the vase? 꽃병에는 물이 얼마나 있나요?

Part 5. Giving Directions (지시하기)

p. 56-57

2, 3, 1, 4

Your Turn! (Sample Answer)

Before starting a basketball game, stretch your body first. A basketball game starts at the center of the court when the ball is thrown high up by the referee. Use one hand to bounce the basketball continuously to move the ball. Last, score points by shooting the ball through the hoop.

Kevin : I love basketball. Let me show you how to play basketball.  
 But first, these words can help you.  
 I will say a word or a sentence and then you can say it to practice.  
 referee, bounce, hoop  
 Watch what to do.

Kevin : 난 농구를 아주 좋아해. 농구를 어떻게 하는지 너에게 보여 줄게.  
 그런데 먼저, 이 단어들에 도움이 될 거야. 내가 단어나 문장을 말한 후에 네가 연습삼아 따라 말하면 돼. / 심판, (공을) 튀기다, (농구의) 링  
 무엇을 해야 하는지 봐.

Jack : I didn't see what to do. Tell me everything I need to do.

Jack : 난 무엇을 해야 하는 지 못 봤어. 내가 해야 할 일을 전부 말해 줘.

Part 6. Retelling a Story (서술하기)

p. 58-59

Your Turn! (Sample Answer)

The classroom was empty during the lunch break. Then Max, the school pet, sneaked into the classroom. He ate bananas and drank water on the desk. And then he played in the classroom. He scribbled on the white board and threw things. Soon the classroom was a mess and the school bell rang. Max sneaked out of the classroom.

Kevin : It's time to go back to the classroom. These words can help you.  
 I will say a word or a sentence and then you can say it to practice.  
 white board, mess  
 Watch what happens. Watch again.

Kevin : 교실로 돌아갈 시간이야.  
 이 단어들에 도움이 될 거야. 내가 단어나 문장을 말한 후에 네가 연습삼아 따라 말하면 돼. / 흰색 칠판, 난장판  
 무슨 일이 일어나는지 지켜봐. 다시 봐.

Jack : What happened? What did Max do? Tell me what happened.

Jack : 무슨 일이 벌어졌니? 맥스가 무슨 일을 했니?  
 무슨 일이 생겼는지 말해 줘.

## Unit 4. Field Trip

Ms. Perry : Hi! I'm the art teacher, Ms. Perry. We are going on a field trip.  
Where do you want to go?

Jack : I like paintings! I want to go to an art museum.  
Do you want to come with us?

Ms. Perry : 안녕! 나는 미술을 가르치는 페리선생님이야. 우리는 현장 학습을 갈 거야. 너희들은 어디로 가고 싶니?

Jack : 저는 그림을 좋아해요! 저는 미술관에 가고 싶어요.  
너도 우리와 같이 갈래?

### Vocabulary Practice

p. 65

2. educational      3. art museum      4. purpose      5. itinerary

#### Your Turn! (Sample Answer)

Going on a field trip can be very fun.

### Part 1. Expressing Opinions (표현하기)

p. 66

• hanging out

#### Your Turn! (Sample Answer)

I like to experience new things on a field trip.

Ms. Perry : We are going on a field trip next week, I am excited!  
I like visiting interesting places on the field trip.  
What do you like about field trips?

Ms. Perry : 다음 주에 현장학습을 갈 거예요. 신이 나네요!  
선생님은 현장학습으로 흥미로운 장소들을 방문하는 것을 좋아해요. 너는 현장학습의 어떤 점을 좋아하니?

#### [해설]

#### What do you like about ~? ~의 무엇이 좋니?

- What do you like about ~?은 ~의 어떤 점을 좋아하는지를 묻는 질문이다.  
What do you like about Korea? / I like the food, the people, and the atmosphere.  
What do you like about your best friend? / When I call her in need, she will be there for me.

### Part 2. Making Requests (요청하기)

p. 67

• could you / learn about

#### Your Turn! (Sample Answer)

Ms. Perry, could you take us to an art museum for a field trip? We want to learn about famous paintings.

Jack : I like art, I want to go to an art museum for a field trip.  
How about you? Where do you want to go for a field trip?  
Let's ask Ms. Perry if we can go on a field trip to where we want to go.

Jack : 저는 미술을 좋아해요. 현장학습으로 미술관에 가면 좋겠어요. 너는 어때?  
너는 현장학습으로 어디를 가고 싶니? 우리가 가고 싶은 곳으로 현장학습을 가도 되는지 페리 선생님께 여쭙보자.

Part 3. Describing a Picture (설명하기)

p. 68~69

- 1. Frogs are ..... a. looking at the paintings.
- 2. The Thinker is ..... b. sitting on the nest.
- 3. The ceiling lights are ..... c. oranges.

European Art room is very strange.

First, frogs are looking at the paintings, And the Thinker is sitting on the nest, The ceiling lights are oranges.

Your Turn! (Sample Answer)

First, frogs are looking at the paintings, The Thinker is sitting on the nest, And Mona Lisa is wearing a crown, Even the ceiling lights are oranges.

Jack : I want to see European Art, First, these words can help you, I will say a word or a sentence and then you can say it to practice, bench, nest, crown  
Do you want to see European Art with me?

Ms. Perry : But some things are strange in the European Art room, For example, Mona Lisa is wearing a crown, There are many strange things in the European Art room,

Jack : Look at the art room again,  
Tell me what is strange, Tell me everything that is strange.

Jack : 난 유럽 미술을 보고 싶어.  
먼저, 이 단어들에 도움이 될 거야. 내가 단어나 문장을 말한 후에 네가 연습 삼아 따라 말하면 돼. / 긴 의자, 동지, 왕관 나와 함께 유럽 미술을 보고 싶니?

Ms. Perry : 그런데 유럽 미술실에 이상한 것들이 있네요.  
예를 들면, 모나리자가 왕관을 쓰고 있어요. 유럽 미술실에 이상한 것들이 많이 있네요.

Jack : 미술실을 다시 한 번 봐.  
이상한 것을 얘기해줘, 이상한 것을 모두 말해줘.

[해설]

is made of~: ~로 만들어진

- be made of는 재료가 물건으로 만들어진 후에도 그 재료의 기본 형태가 변하지 않는 경우에 사용한다.  
The chair is made of wood.  
The Hanbok is made of silk.
- be made from은 재료가 물건으로 만들어진 후에는 그 재료의 형태가 사라진 경우에 사용한다.  
This ice cream is made from milk.  
Wine is made from grapes.

Part 4. Asking Questions (질문하기)

p. 70~71

- ① Where did this vase come from?
- ② What was this vase used for?
- ③ What is this vase made of?

Your Turn! (Sample Answer)

- ① How old is this vase?
- ② Does this vase come from China?
- ③ Who found this vase?

Jack : We are at the art museum. There is beautiful vase in the lobby.  
I want to know about the vase and where it is from.  
What do you want to know about it?  
Tell me three questions you have about the vase.

Jack : 우리는 미술관에 와 있어. 로비에 아름다운 꽃병이 있어.  
나는 그 꽃병과 그게 어디에서 왔는지 알고 싶어.  
너는 꽃병에 대해 무엇을 알고 싶니?  
네가 꽃병에 대해 알고 싶은 세가지 질문을 해봐.

**Part 5. Giving Directions (지시하기)**

p. 72-73

4, 1, 2, 3

**Your Turn! (Sample Answer)**

First, listen to Ms. Perry carefully while she explains how to complete the worksheet. Then, we need to prepare a pencil and line up in front of her. When we receive the worksheet, we should write down our name on it. Last, we can look around in the museum and complete the worksheet.

Ms. Perry : You need to complete the worksheet during the field trip.  
But first, these words can help you. I will say a word or a sentence and then you can say it to practice.  
worksheet, in front of  
Watch what to do.

Ms. Perry : 현장학습 동안 평가지를 완성해야 해요.  
그런데 먼저, 이 단어들이 도움이 될 거예요. 선생님이 단어 나 문장을 말한 후에 여러분은 연습삼아 따라 말하면 돼요.  
/ 평가지, ~ 앞에  
무엇을 해야 하는지 보세요.

Jack : I didn't see what to do. Tell me everything I need to do.

Jack : 난 무엇을 해야 하는 지 못 봤어. 내가 해야 할 일을 전부 말해 줘.

**Part 6. Retelling a Story (서술하기)**

p. 74-75

**Your Turn! (Sample Answer)**

Max had lots of treats in his hands. He wanted to hide them and was looking for some places. He climbed up the tree in the garden and hid some lollipops. Then, he hid some chocolates under the tree and covered them with leaves and branches. Next, he drew a treasure map and gave it to Ms. Perry.

Ms. Perry : Max gave me this map. I think it is a treasure map.  
What did Max hide? These words can help you.  
I will say a word or a sentence and then you can say it to practice.  
hide, lollipop, branch  
Watch what happens. Watch again.

Ms. Perry : 맥스가 선생님에게 이 지도를 줬어요. 보물지도 같아요.  
맥스는 무엇을 숨겼을까요?  
이 단어들이 도움이 될 거예요. 선생님이 단어 나 문장을 말한 후에 여러분이 연습삼아 따라 말하면 돼요. / 숨기다, 막대 사탕, 나뭇가지  
무슨 일이 일어나는지 지켜보세요. 다시 보세요.

Jack : What happened? What did Max do? Tell me what happened.

Jack : 무슨 일이 벌어졌니? 맥스가 무엇을 했니? 무슨 일이 생겼는지 말해 줘.

**Unit 5. Shopping Mall**

Julie : Hi! I love shopping. Do you like shopping?  
What do you buy at the mall?  
I am going to the mall to buy Chris's birthday gift this weekend. Do you want to come?  
Jack : I like shopping! Let's go to the mall.

Julie : 안녕! 난 쇼핑을 아주 좋아해. 넌 쇼핑 좋아하니?  
넌 쇼핑몰에서 무엇을 사니? 난 이번 주말에 크리스의 생일 선물을 사러 쇼핑몰에 갈 거야. 너도 갈래?  
Jack : 나는 쇼핑을 좋아해. 같이 쇼핑몰로 가자.

Vocabulary Practice

p. 81

- 2. window shopping      3. hang out      4. store      5. downtown

Your Turn! (Sample Answer)

I will hang out with my friends tomorrow.

Part 1. Expressing Opinions (표현하기)

p. 82

- hanging out / spend time

Your Turn! (Sample Answer)

I like spending time in the shopping mall because I like to see different kinds of clothing shops.

Julie : I like hanging out with my friends at the shopping mall.  
There are many interesting places.  
What do you like about the mall?

Julie : 난 쇼핑몰에서 친구들과 놀며 시간을 보내는 것을 좋아해.  
흥미로운 장소들이 많이 있어. 너는 쇼핑몰의 어떤 점이 좋니?

Part 2. Making Requests (요청하기)

p. 83

- coming up / present for him

Your Turn! (Sample Answer)

Mom, I need to buy a birthday gift for Chris. Can I go to the mall with Julie?

Jack : Let's go to the shopping mall. We need to buy Chris's  
birthday gift.  
But you need to ask your mom first.  
Ask your mom if you can go to the mall with us.

Jack : 같이 쇼핑몰에 가자. 우리는 크리스의 생일 선물을 사야 해.  
하지만 먼저 너의 엄마께 여쭙 봐야 해. 우리와 쇼핑몰에 가도 되  
는지 너의 엄마께 여쭙 봐.

Part 3. Describing a Picture (설명하기)

p. 84-85

- 1. A giraffe is      a. wearing shoes on their hands.
- 2. Handstanding kids are      b. trying on high heels.
- 3. Shoes are      c. flying around.

The shoe store is very strange.

First, a giraffe is trying on high heels. And the handstanding kids are wearing shoes on their hands. Shoes are flying around.

Your Turn! (Sample Answer)

First, a giraffe is trying on high heels. And the handstanding kids are wearing shoes on their hands. Shoes are flying around. Even the mirror is smiling.

Julie : How about shoes for Chris's birthday gift? Let's go to the  
shoe store. First, these words can help you. I will say a  
word or a sentence and then you can say it to practice.  
mirror, giraffe, handstand

Julie : 크리스의 생일 선물로 신발은 어떨까? 신발 가게로 가 보자.  
먼저, 이 단어들이 도움이 될 거야. 내가 단어나 문장을 말한 후에  
네가 연습 삼아 따라 말하면 돼. / 거울, 기린, 물구나무서기를 하다.

Jack : But some things are strange in the shoe store.  
For example, a giraffe is trying on high heels.  
Many strange things are in the shoe store.

Jack : 그런데 신발 가게에 이상한 것들이 있어.  
예를 들면, 기린이 굽 높은 신발을 신어보고 있어. 신발 가게에는  
이상한 것들이 많이 있어.

Julie : Look at the shoe store again.  
Tell me what is strange. Tell me everything that is strange.

Julie : 신발 가게를 다시 한 번 봐.  
이상한 것을 얘기해줘. 이상한 것을 모두 말해줘.

[해설]

try on ~: ~을 입어보다, 신어보다

- try on은 옷, 모자, 신발 따위를 한 번 착용해보는 의미로 쓰인다.  
You should try on the dress to see if it fits. 그 드레스가 잘 맞는지 입어봐야 한다.  
Try on these gloves. 이 장갑을 한 번 끼봐.

Part 4. Asking Questions (질문하기)

p. 86-87

- ① How much is the cap?
- ② What size is the cap?
- ③ Do you have the cap in different colors?

Your Turn! (Sample Answer)

- ① What material is this cap made of?
- ② How many caps are left in stock?
- ③ Do you have the bigger size of this cap?

Julie : Let's go to the hat store.  
I think this cap is perfect for Chris. I want to know what size it is. What do you want to know about this cap?  
Tell me three questions you have about the cap.

Julie : 모자 가게로 가 보자.  
크리스에게 이 모자가 잘 어울릴 거 같아. 이 모자는 사이즈가 몇 인치 알고 싶어. 너는 이 모자에 대해 무엇을 알고 싶니? 네가 이 모자에 대해 알고 싶은 세 가지 질문을 해봐.

Part 5. Giving Directions (지시하기)

p. 88-89

3, 1, 2, 4

Your Turn! (Sample Answer)

First, look around the caps on the shelf to find a nice cap. And choose one for Chris. Then go and stand in the checkout line. Last, pay for the cap, and the clerk will hand over the wrapped gift.

Julie : How can we buy a cap?  
First, these words can help you. I will say a word or a sentence and then you can say it to practice.  
shelf, checkout  
Watch what to do.

Julie : 모자는 어떻게 살 수 있지?  
그런데 먼저, 이 단어들에 도움이 될 거야. 내가 단어나 문장을 말한 후에 네가 연습삼아 따라 말하면 돼. / 선반, 계산대  
무엇을 해야 하는지 봐.

Jack : I didn't see what to do. Tell me everything I need to do.

Jack : 난 무엇을 해야 하는 지 못 봤어. 내가 해야 할 일을 전부 말해 줘.

Part 6. Retelling a Story (서술하기)

p. 90-91

Your Turn! (Sample Answer)

There was a big fountain in front of the shopping mall, and many people were throwing coins into it. Julie wanted to try it and took out a coin from her purse. When she threw it into the fountain, an eagle flew to Julie and snatched her coin. The eagle was smiling and flying away with the coin.

Jack : There is a beautiful wishing fountain in front of the mall.  
 Many people are throwing coins into it. These words can help you.  
 I will say a word or a sentence and then you can say it to practice.  
 fountain, throw, eagle  
 Watch what happens. Watch again.

What happened? What happened to Julie? Tell me what happened.

Jack : 쇼핑몰 앞에 아름다운 소원분수가 있어.  
 많은 사람들이 그 안으로 동전을 던지고 있어.  
 이 단어들이 도움이 될 거야. 내가 단어나 문장을 말한 후에 네가 연습삼아 따라 말하면 돼. / 분수, 던지다, 독수리  
 무슨 일이 일어나는지 지켜봐. 다시 봐.

무슨 일이 벌어졌니? 줄리에게 무슨 일이 생겼어? 무슨 일이 벌어졌는지 말해 줘.

## Unit 6. Science Class

Ms. Smith : Hi! I am Ms. Smith, and I'm a science teacher.  
 Do you like science class?

Jack : Science is my favorite subject. Let's go to the science lab!

Ms. Smith : 안녕! 나는 스미스 선생님이고, 과학을 가르쳐요.  
 너는 과학 수업을 좋아하니?

Jack : 과학은 제가 제일 좋아하는 과목이에요. 과학실로 가요!

### Vocabulary Practice

p. 97

2. life cycle      3. experiment      4. lay eggs      5. evaporated

#### Your Turn! (Sample Answer)

The lab report is important for keeping a record of the research.

### Part 1. Expressing Opinions (표현하기)

p. 98

- learn new things

#### Your Turn! (Sample Answer)

I like science class because science is an interesting field.

Ms. Smith : Do you like science class?  
 I like science class because I can use interesting lab equipment.  
 What do you like about science class?

Ms. Smith : 너는 과학 수업을 좋아하니?  
 선생님은 흥미로운 실험 장비들을 사용할 수 있어서 과학 수업을 좋아한다. 너는 과학 수업의 어떤 점을 좋아하니?

#### [해설]

##### a lot of ~: 많은 ~

- a lot of는 셀 수 있는 명사 또는 셀 수 없는 명사와 함께 사용할 수 있고, 수와 양이 많음을 나타낸다.  
 I have a lot of friends. 나는 친구가 많다.  
 The teacher gave us a lot of homework. 선생님께서 우리에게 많은 숙제를 내주셨다.
- 같은 표현으로 쓰이는 lots of도 셀 수 있는 명사 또는 셀 수 없는 명사와 함께 사용할 수 있다.

Part 2. Making Requests (요청하기)

p. 99

- would like to / look around

Your Turn! (Sample Answer)

Ms. Smith, would you mind if I see those lab equipment on the shelf?

Jack : There is a lot of interesting lab equipment in the science lab. Do you want to take a look at it?  
Ask Ms. Smith if you can take a look at the lab equipment,

Jack : 과학실에는 흥미로운 실험 장비들이 많이 있어. 한 번 볼래?  
실험 장비를 봐도 되는지 스미스 선생님께 여쭙 봐.

[해설]

would like to~: ~했으면 좋겠다, ~하고 싶다

- would like to는 like to나 want to 보다 공손한 표현이다. To 다음에는 동사의 원형이 온다.  
I would like to be friends with you. 나는 너와 친구가 됐으면 좋겠어요.  
I'd like to reserve a room for Sunday. 일요일에 사용할 방을 예약하고 싶어요.

Part 3. Describing a Picture (설명하기)

p. 100~101

- 1. The table is •.....• a. smiling.
- 2. Two chairs are •.....• b. swimming in the beaker.
- 3. Goldfish is •.....• c. turtles.

The lab is very strange.  
First, the table is smiling. And two chairs are turtles. Goldfish is swimming in the beaker.

Your Turn! (Sample Answer)

First, the table is smiling and two chairs are turtles. Goldfish is swimming in the beaker. Even the microscope is upside down.

Ms. Smith : It's time to start the class. Please sit around the lab table.  
First, these words can help you. I will say a word or a sentence and then you can say it to practice.  
microscope, goldfish, turtle

Ms. Smith : 수업을 시작할 시간이에요. 실험 탁자에 둘러 앉으세요.  
먼저, 이 단어들이 도움이 될 거예요. 선생님이 단어나 문장을 말한 후에 여러분이 연습삼아 따라 말하면 돼요. / 현미경, 금붕어, 거북이

Jack : But some things are strange in our lab.  
For example, the table is smiling.  
Many strange things are in the lab.

Jack : 그런데 우리 실험실에 이상한 것들이 있어요.  
예를 들면, 탁자가 웃고 있어요. 실험실에 이상한 것들이 많이 있어요.

Ms. Smith : Look at the lab again.  
Tell me what is strange. Tell me everything that is strange.

Ms. Smith : 실험실을 다시 한 번 보세요.  
이상한 것을 얘기해 보세요. 이상한 것을 모두 말해 보세요.

Part 4. Asking Questions (질문하기)

p. 102~103

- ① What kinds of food do tadpoles eat?
- ② How small are the tadpoles?
- ③ Do tadpoles have gills like fish?

Your Turn! (Sample Answer)

- ① How big are the tadpoles?
- ② What kinds of food do tadpoles not like?
- ③ How big are the tadpoles after they grow?

Jack : We are learning about a frog's life cycle today.  
 Do you know about tadpoles? I want to know how small they are. What do you want to know about them?  
 Tell me three questions you have about tadpoles.

Jack : 오늘 우리는 개구리의 생애 주기에 대해서 배워. 너는 올챙이에 대해 아니? 난 올챙이가 얼마나 작은 지 알고 싶어. 너는 올챙이에 대해 무엇을 알고 싶니? 네가 올챙이에 대해 알고 싶은 세가지 질문을 해봐.

Part 5. Giving Directions (지시하기)

p. 104~105

2, 4, 3, 1

Your Turn! (Sample Answer)

First, leave the fish tank with frog eggs in a shady spot. In a few weeks, the eggs will hatch. After they hatch, feed the tadpoles a little bit of boiled lettuce. The tadpoles will grow legs and the tail will get smaller and smaller.

Ms. Smith : We will raise tadpoles during this semester.  
 Let me teach you how to raise tadpoles. These words can help you.  
 I will say a word or a sentence and then you can say it to practice.  
 fish tank, lettuce, tail

Ms. Smith : 이번 학기동안 올챙이를 길러 볼 거예요. 올챙이 기르는 방법을 알려 줄게요. 이 단어들이 도움이 될 거예요. 선생님이 단어나 문장을 말한 후에 여러분은 연습삼아 따라 말하면 돼요. / 어항, 상추, 꼬리

Ms. Smith : Let me teach you how to raise tadpoles.  
 Watch what to do.

Ms. Smith : 올챙이 기르는 방법을 알려 줄게요. 무엇을 해야 하는 지 보세요.

Jack : I want to raise tadpoles but I didn't see what to do.  
 Tell me everything I need to do.

Jack : 난 올챙이를 키우고 싶은데 무엇을 해야 하는 지 못 봤어. 내가 해야 할 일을 전부 말해 줘.

Part 6. Retelling a Story (서술하기)

p. 106~107

Your Turn! (Sample Answer)

Chris was eating a popsicle. He became full and wanted to eat the rest later. So he put it on the rock and left. It was sunny and hot. The popsicle started to melt and ran down on the rock. Victor licked it. And some of it was evaporated. Chris came back and was surprised because his popsicle disappeared.

Jack : It is hot. Chris wants to eat the popsicle. Where is the popsicle?  
 These words can help you. I will say a word or a sentence and then you can say it to practice.  
 popsicle, rock, melt  
 Watch what happens. Watch again.

Jack : 덥다. 크리스는 남겨둔 아이스크림을 먹고 싶어. 아이스크림은 어디 있지?  
 이 단어들이 도움이 될 거야. 내가 단어나 문장을 말한 후에 네가 연습 삼아 따라 말하면 돼. / 아이스크림, 바위, 녹다  
 무슨 일이 일어나는지 지켜봐. 다시 봐.

What happened? What happened to Chris's popsicle?  
 Tell me what happened.

무슨 일이 벌어졌니? 크리스의 아이스크림에 무슨 일이 생겼니?  
 무슨 일이 벌어졌는지 말해 줘.

## Actual Test 1. A Mysterious Book in the School Library

**Mr. Jones** : Hello, my name is Mr. Jones. I am a school librarian. And these are my students Julie and Chris. Our school library has many books, magazines, newspapers, and a mysterious book! Today, we are going to look around the school library and find the mysterious book.

**Julie** : Hi ~ I'm Julie. I am going to the school library with you.

**Chris** : Hi ~ I'm Chris. I am also looking for the mysterious book with you.

**Mr. Jones** : 안녕, 나는 존스 선생님이예요. 학교 도서관 사서예요. 여기는 나의 학생인 줄리와 크리스예요. 우리 학교 도서관에는 많은 책, 잡지, 신문 그리고 신비로운 책이 한 권 있어요. 오늘 우리는 학교 도서관을 둘러보면서 그 신비의 책을 찾아볼 거예요.

**Julie** : 안녕~ 난 줄리야. 너와 함께 학교 도서관에 갈 거야.

**Chris** : 안녕~ 난 크리스야. 나도 너와 함께 신비의 책을 찾아볼 거야.

### Question 1

p. 113

#### Your Turn! (Sample Answer)

I like reading new books in the library.

**Mr. Jones** : We are going to look around the school library today. There are many interesting things in the library. I like old newspapers. What do you like about the library? We are going to see many interesting things today.

**Mr. Jones** : 우리는 오늘 학교 도서관을 둘러볼 거예요. 도서관에는 흥미로운 것들이 많이 있어요. 선생님은 오래 된 신문을 좋아해요. 여러분은 도서관의 어떤 점을 좋아하나요? 오늘 우리는 많은 재미있는 것들을 보게 될 거예요.

### Question 2

p. 114

#### Your Turn! (Sample Answer)

First, I follow the sign. And I shake hands with the elevator. I get into the elevator and press 5. I get out and wave goodbye to the elevator.

**Julie** : These words can help you. Elevator, shake hands. Let's go to the school library. Watch what to do.  
**Chris** : I didn't see what to do. How do you get to the school library? Tell me everything I need to do. Thanks! Let's go to the magazine and newspaper area first. I will meet you there soon.

**Julie** : 이 단어들이 도움이 될 거야. / 엘리베이터, 악수하다 학교 도서관으로 가자. 무엇을 해야 하는지 봐.  
**Chris** : 난 무엇을 해야 하는 지 못 봤어. 도서관으로 가려면 어떻게 해야 하지? 내가 해야 할 일을 전부 말해 줘. 고마워! 우선 잡지와 신문 구역으로 가 보자. 곧 거기서 만나.

#### [해설]

##### How do you get to 장소? 장소까지 어떻게 가나요?

- Get to 다음에 장소가 오면 그 장소에 도착하다는 뜻을 가진다.  
Generally, I get to school at 8:30am. 보통 나는 오전 8시 30분에 학교에 도착한다.  
We got to Qatar that evening. 우리는 그 날 저녁에 카타르에 도착했다.

Question 3

p. 115

Your Turn! (Sample Answer)

First, a turtle is looking at a magazine. And a shelf is dancing. The boy is holding a book upside down.

Mr. Jones : These words can help you.  
I will say a word or a sentence and then you can say it to practice.  
magazine, planet, shelf.

Julie : Some strange things are in the magazine and newspaper area. For example, a turtle wearing glasses is reading a magazine. Many strange things are in the magazine and newspaper area. That is strange. Look at the magazine and newspaper area again. Tell me what is strange. Tell me everything that is strange.  
Wow! It is very strange.

Mr. Jones : 이 단어들이 도움이 될 거예요.  
선생님이 단어나 문장을 말한 후에 여러분은 연습삼아 따라 말하면 돼요. / 잡지, 행성, 선반

Julie : 잡지와 신문 구역에 이상한 것들이 있어요. 예를 들면, 안경을 쓴 거북이가 잡지를 읽고 있어요. 잡지와 신문 구역에 이상한 것들이 많이 있어요. 이상해요. 잡지와 신문 구역을 다시 한 번 보세요. 이상한 것을 얘기해줘. 이상한 것을 모두 말해줘.  
와! 매우 이상하다.

Question 4

p. 116

Your Turn! (Sample Answer)

I'd like to borrow a storybook, please.

Julie : I think the mysterious book is a storybook.  
Let's borrow a storybook. We need to ask the librarian first.  
Ask the librarian if we can borrow a storybook.

Mr. Jones : Sure! Let me show you how to borrow a book.

Julie : 내 생각에 그 신비한 책은 이야기 책인 거 같아.  
이야기 책을 한 권 빌려보자. 우선 사서선생님께 여쭙봐야 해. 우리가 이야기 책을 빌릴 수 있는지 사서선생님께 여쭙 봐.

Mr. Jones : 물론이에요! 책을 대여하는 방법을 보여 줄게요.

Question 5

p. 117

Your Turn! (Sample Answer)

First, look at the books on the shelf. Then choose a book. Next, give the book and your library card to the librarian. Finally, check the return date and take the book and your library card back.

Mr. Jones : These words can help you: Library card.  
Don't forget your library card. Watch what to do.

Chris : I didn't see what to do. How do I borrow a book?  
Tell me everything I need to do.  
Thanks. I am going to borrow a storybook.  
I think the mysterious book is a storybook.

Mr. Jones : 이 단어들이 도움이 될 거예요: 대출증  
대출증을 잊지 마세요. 무엇을 해야 하는지 보세요.

Chris : 난 무엇을 해야 하는 지 못 봤어. 책을 어떻게 대출하니?  
내가 해야 할 일을 전부 말해 줘.  
고마워. 나는 이야기 책을 한 권 대출할 거야. 그 신비한 책이 이야기 책인 거 같거든.

Question 6

p. 118~119

Your Turn! (Sample Answer)

First, Chris was looking at the books, and one of them was shiny and mysterious. He picked it up. When he opened it, a whirlwind started inside it. The main characters in the story appeared. They said hello to Chris, and he was surprised. Chris closed the book.

Mr. Jones : These words can help you: Shiny, mysterious book, whirlwind.  
Watch what happens in the storybook area. Watch again.  
What happened? What did Chris do? Tell me what Chris did.  
Thank you.

Mr. Jones : 이 단어들에 도움이 될 거예요: 빛나는, 신비한 책, 회오리 바람  
이야기책 구역에서 무슨 일이 벌어지는지 지켜보세요. 다시 보세요.  
무슨 일이 벌어졌나요? 크리스가 무엇을 했나요? 크리스가 한 일을 말해보세요.  
고마워요.

Question 7

p. 120

**Your Turn! (Sample Answer)**

Who wrote the mysterious book?  
Is the book real?  
Where can I find a book like that?

Mr. Jones : It was a great day! We found the mysterious book. I have a lot of questions about the mysterious book, like who wrote it.  
What questions do you have about the mysterious book?  
Tell me three questions you have about the mysterious book.  
Those are good questions.

Mr. Jones : 멋진 날이었어요. 우리는 그 신비한 책을 찾았어요. 선생님은 그 신비한 책을 누가 썼는지와 같이 그 책에 대해 궁금한 것이 많아요.  
너는 그 신비한 책에 대해 무엇을 알고 싶니? 네가 그 신비한 책에 대해 알고 싶은 세 가지 질문을 해보세요. 좋은 질문이에요.

Question 8

p. 121

**Your Turn! (Sample Answer)**

I like the comics magazine best. I like the colorful pictures. And I enjoy exciting stories about amazing people.

Chris : Yeah! We found the mysterious book!  
Mr. Jones : We had a lot of fun today and chances to see many different kinds of books like magazines and storybooks. Which book did you like best?  
Chris : I liked the mysterious book best. It was so amazing. I met many interesting storybook characters. Which book do you like best? And why?  
Mr. Jones : Thank you for visiting our school library. I hope to see you again. Bye!

Chris : 와! 우리가 그 신비한 책을 찾았어!  
Mr. Jones : 오늘 아주 재미있었고 잡지와 이야기책과 같은 많은 다양한 종류의 책들을 볼 기회를 가졌어요. 여러분은 어떤 책이 가장 좋았어요?  
Chris : 저는 신비한 책이 제일 좋았어요. 아주 놀라웠어요. 저는 흥미로운 이야기책 등장인물들을 많이 만났어요. 너는 어떤 책을 가장 좋아하니? 그 이유는 무엇이니?  
Mr. Jones : 우리 학교 도서관을 방문해줘서 고마워요. 다시 만날 수 있기를 바랍니다. 잘 가요!

[해설]

**Which ~ do you like best? 너는 어떤 ~을 제일 좋아하니?**

- Which 다음에는 명사가 온다. 대답은 I like ~ best.로 하면 된다.  
Which book do you like best? 너는 어떤 책을 제일 좋아하니?  
I like *Diary of a Wimpy Kid* best. 나는 *Diary of a Wimpy Kid*를 제일 좋아해.

## Actual Test 2. Bingo with the Amusement Park Ticket

Kevin : Hello, my name is Kevin. And these are my friends Chris and Julie.  
Today, we are going to the amusement park.  
There are many exciting rides in the amusement park, and we need to complete the bingo with the ticket.

Julie : Hi ~ I'm Julie. I am going to the amusement park with you.

Chris : Hi ~ I'm Chris. I am also completing the bingo with you.

Kevin : 안녕, 나는 케빈이야. 그리고 이쪽은 나의 친구인 크리스와 줄리아.

오늘 우리는 놀이공원에 갈 거야. 놀이공원에는 신나는 놀이기구들이 많이 있고 우리는 티켓 빙고를 완성해야 해.

Julie : 안녕~ 난 줄리야. 너와 함께 놀이공원에 갈 거야.

Chris : 안녕~ 난 크리스야. 나도 너와 함께 빙고를 완성할 거야.

### Question 1

p. 125

#### Your Turn! (Sample Answer)

I like riding the Ferris wheel.

Kevin : We are going to the amusement park.  
There are many exciting rides in the amusement park.  
I like roller coasters. It's scary but very fun.  
What do you like about the amusement park?  
We are going to have fun today! We need to buy tickets first.

Kevin : 우리는 놀이공원에 간다. 놀이공원에는 신나는 놀이기구들이 많이 있어.  
나는 롤러코스터를 좋아해. 무섭지만 아주 재미있어. 너는 놀이공원의 어떤 점을 좋아하니?  
우리는 오늘 즐거운 시간을 보낼 거야! 우선 티켓을 사야 해.

### Question 2

p. 126

#### Your Turn! (Sample Answer)

How much does the ticket cost?  
What souvenirs can we get?  
How many rides are there?

Kevin : We bought tickets! If we complete the bingo on the ticket, we can get some souvenirs.  
We can go on many rides and even buy ice cream.  
I wonder how many rides I can ride.  
What do you want to know about the ticket? Tell me three questions you have about the ticket.  
Those are good questions.

Kevin : 티켓을 샀어! 티켓에 있는 빙고를 완성하면 기념품을 받을 수 있어.  
놀이기구도 많이 탈 수 있고 아이스크림을 살 수도 있어. 놀이기구 몇 개나 탈 수 있는지 궁금해.  
너는 티켓에 대해 무엇을 알고 싶니? 네가 티켓에 대해 알고 싶은 세 가지 질문을 해 봐.  
좋은 질문이야.

#### [해설]

##### How much does ~ cost? ~은 얼마예요?

- 가격이나 비용을 물을 때 사용하는 표현으로 does 다음에 물건이나 상품 등이 온다.  
How much does the bike cost? 그 자전거는 얼마예요?  
How much does it cost? 그것은 얼마예요?
- 같은 표현으로 How much is it?을 쓸 수 있다.

Question 3

p. 127

Your Turn! (Sample Answer)

First, the train has wings. And the driver of the train is a rhinoceros. He is waving. An elephant with balloons is in the nest. There is a boy sleeping.

Kevin : We will take an animal train to get to the gate.
First, these words can help you. I will say a word or a sentence and then you can say it to practice.
nest, wings, wave

Kevin : 출입구까지 가기 위해 동물기차를 탈 거야.
먼저, 이 단어들이 도움이 될 거야. 내가 단어나 문장을 말한 후에
네가 연습삼아 따라 말하면 돼. / 동지, 날개, 흔들다

Chris : Some strange things are in the train.
For example, the animal train has wings.
Many strange things are in the train.

Chris : 기차에 이상한 것들이 있어.
예를 들면, 동물 기차에 날개가 있어. 기차에 이상한 것들이 많이
있어.

Kevin : That is strange. Look at the animal train again.
Tell me what is strange. Tell me everything that is strange.
Wow! It is a strange train. Let's take another train.

Kevin : 이상하네. 동물 기차를 다시 한 번 봐.
이상한 것을 얘기해줘. 이상한 것을 모두 말해줘.
와! 이상한 기차네. 다른 기차를 타자.

Question 4

p. 128~129

Your Turn! (Sample Answer)

Julie and Kevin waited on the platform. An animal train arrived. They got on the train and gave their tickets to the rabbit station staff. The rabbit station staff gave them a stamp. Julie fastened a seatbelt. The rabbit station staff sang and drove the train. They got to the amusement park, so they got off the train.

Julie : It's time to take the animal train to get to the amusement
park. But first, these words can help you. I will say a word
or a sentence and then you can say it to practice.
train station, ticket, wear.
Let's take the animal train. Watch again.

Julie : 놀이공원에 도착하기 위해 동물 기차를 타야 할 시간이야.
그런데 먼저, 이 단어들이 도움이 될 거야. 내가 단어나 문장을 말
한 후에 네가 연습삼아 따라 말하면 돼. / 기차역, 티켓, 착용하다.
동물 기차를 타자. 다시 한 번 봐.

Chris : I didn't see what happened. Tell me what happened.
Tell me everything that happened.
Thank you.

Chris : 무슨 일이 벌어졌는지 못 봤어. 무슨 일이 벌어졌는지 말해 봐.
무슨 일이 생겼는지 전부 말해 줘.
고마워.

Question 5

p. 130

Your Turn! (Sample Answer)

First, wait in line for the Ferris wheel. Next, give the person your ticket. Then ride the Ferris wheel. Finally, get off the Ferris wheel and take your ticket back.

Kevin : We are at the amusement park now!
There are many exciting rides here.
Let me show you how to ride the Ferris wheel.
This word can help you. Ferris wheel. Watch what I do.

Kevin : 우리는 지금 놀이공원에 와 있어! 여기 신나는 놀이기구들이 많
아.
Ferris wheel을 타는 방법을 보여 줄게. 이 단어가 도움이 될 거
야. 대회전 관람차. 내가 하는 것을 봐.

Julie : I want to ride the Ferris wheel. But I didn't see how to ride
it.
Tell me how to ride the Ferris wheel.
Tell me everything I need to do.
Great! Thank you.

Julie : 나는 Ferris wheel을 타고 싶어. 하지만 타는 방법을 보지 못 했
어.
Ferris wheel을 타는 방법을 말해 줘. 내가 무엇을 해야 하는지
전부 말해 줘.
좋아! 고마워.

Question 6

p. 131

Your Turn! (Sample Answer)

Can we go and see the magic show?

Kevin : I think the magic show will be very interesting.  
Let's go to see the magic show.  
Ask Julie and Chris if we can go to see the magic show.

Kevin : 마술 쇼가 아주 흥미로울 거 같아. 마술 쇼를 보러 가자.  
마술 쇼를 보러가도 되는지 줄리와 크리스에게 물어봐.

Julie&Chris : Sure! Let's go to see the magic show.

Julie&Chris : 물론이지! 마술 쇼 보러 가자.

Question 7

p. 132~133

Your Turn! (Sample Answer)

First, people were sitting and waiting for the magic show. Max was dressed like a wizard. He went on the stage and smiled. He touched the hat with the magic wand. The rabbit engineer came out of the hat. They were holding hands.

Kevin : These words can help you. I will say a word or a sentence and then you can say it to practice.  
stage, magic wand, hold hands  
Watch what happens at the magic show. Watch again.  
What happened at the magic show? What did Max do?  
Tell me what Max did.  
Thank you.

Kevin : 이 단어들이 도움이 될 거야. 내가 단어나 문장을 말한 후에 네가 연습 삼아 따라 말하면 돼. / 무대, 마술 지팡이, 손을 잡다  
마술 쇼에서 무슨 일이 벌어지는지 지켜봐. 다시 한 번 봐.  
마술 쇼에서 무슨 일이 벌어졌니? 맥스가 무엇을 했니? 맥스가 무슨 일을 했는지 말해 줘.  
고마워.

Question 8

p. 134

Your Turn! (Sample Answer)

I liked the magic show best because the magic was cool, and the monkey was funny.

Kevin : We had a lot of fun at the amusement park today. It was great!  
What did you like best in the amusement park?  
Julie : I liked the magic show. It was really funny, and Max was so cute.  
Kevin : Look at the pictures.  
What did you like best in the amusement park and why?  
Julie : It was fun going to the amusement park with you.  
Goodbye!

Kevin : 오늘 우리는 놀이공원에서 아주 즐거운 시간을 보냈어. 정말 좋았어!  
너는 놀이공원에서 무엇이 가장 좋았어?  
Julie : 나는 마술 쇼가 좋았어. 정말 웃겼고, 맥스는 아주 귀여웠어.  
Kevin : 그림을 봐. 놀이공원에서 가장 좋았던 것은 무엇이었고, 이유는?  
Julie : 너와 함께 놀이공원에 가서 재미있었어.  
안녕!

